

RESULTADOS Entrenamientos Piloto Grupo - A

| Ord. | Nº | Concursante | Equipo | Piloto | Nac. | N.V. | V.R. | Tiempo | Dif. 1º | Dif. Ant | Km/h | Puntos |
|------|----|---------------------------|---------------------------|-------------------|------|------|------|----------|---------|----------|---------|--------|
| 1 | 66 | DRIVEX SCHOOL | TEAM MINI PORTUGAL | GONÇALO GOMESS | PT. | 10 | 9 | 1'49.230 | | | 126.889 | 1 |
| 2 | 9 | RACE | AUTO BUIGAS-SMC JUNIOR | LUIS MIGUEL REYES | ESP. | 11 | 8 | 1'49.349 | 0"119 | 0"119 | 126.751 | 2 |
| 3 | 4 | RACE | CUZCO MOTOR- SMC JUNIOR | ANTONIO MARTINEZ | ESP. | 9 | 6 | 1'49.379 | 0"149 | 0"030 | 126.716 | 3 |
| 4 | 26 | JOSE ANTONIO LISTE | ALONSO LISTE - LUGAUTO | JOSE ALONSO LISTE | ESP. | 11 | 10 | 1'49.393 | 0"163 | 0"014 | 126.700 | 4 |
| 5 | 13 | AUTOSA TORMES COMPETICION | AUTOSA TORMES COMPETICION | BRUNO MENDEZ | ESP. | 10 | 7 | 1'49.559 | 0"329 | 0"166 | 126.508 | 5 |
| 6 | 35 | ESCUDERIA MILENIO | VEHINTER - EBERHARD | ALVARO RODRIGUEZ | ESP. | 9 | 8 | 1'49.729 | 0"499 | 0"170 | 126.312 | 6 |
| 7 | 37 | ESCUDERIA MILENIO | LENKER & GRÍBLAU | JAVIER VILLA | ESP. | 9 | 7 | 1'50.041 | 0"811 | 0"312 | 125.954 | 7 |
| 8 | 69 | STEVE MATTHYSSEN | PORNTUBE - DALE GAS | STEVE MATTHYSSEN | BG. | 9 | 8 | 1'50.485 | 1"255 | 0"444 | 125.447 | 8 |
| 9 | 88 | SALVADOR TINEO MORENO | TEAM GUARNIERI | SALVADOR TINEO | ESP. | 10 | 9 | 1'50.617 | 1"387 | 0"132 | 125.298 | 9 |
| 10 | 5 | DRIVEX SCHOOL | FOX TEAM | ANGEL SEVILLANO | ESP. | 10 | 9 | 1'51.045 | 1"815 | 0"428 | 124.815 | 10 |
| 11 | 27 | EFICAR TEAM | EFICAR-INAUTO | PABLO AMOROS | ESP. | 9 | 8 | 1'51.251 | 2"021 | 0"206 | 124.584 | 11 |
| 12 | 38 | ESCUDERIA COSTA DORADA | MINI MADRID | ORIO DALMAU | ESP. | 10 | 9 | 1'51.454 | 2"224 | 0"203 | 124.357 | 12 |
| 13 | 78 | ESCUDERIA LLEIDA | MARTIN I CONESA | MARC TOSCAS | ESP. | 8 | 7 | 1'58.398 | 9"168 | 6"944 | 117.063 | 13 |
| 14 | 15 | BMW | MINI ESPAÑA PRENSA | JESUS ALVAREZ | ESP. | 10 | 9 | 1'59.245 | 10"015 | 0"847 | 116.232 | 14 |

Circuito del Jarama 29 de Octubre de 2011


A las 10:14 Horas.



Santisima Trinidad 30 28010 MADRID
Tel y Fax 91.448.32.06
www.cronococa.com
e-mail:info@cronococa.com

EL DIRECTOR DE CARRERA

EL JEFE DE CRONOMETRAJE



TIEMPOS POR VUELTA Entrenamientos Piloto Grupo - A

| Numero | 4 | | | 5 | | | 9 | | | 13 | | | 15 | | | 26 | | |
|---------|-----------------|-----------------|-----------|-----------------|-----------------|-----------|-----------------|-----------------|-----------|-----------------|-----------------|-----------|-----------------|-----------------|-----------|-----------------|-----------------|-----------|
| | Vuelta | Parciales | Vel./Pil. | Vuelta | Parciales | Vel./Pil. | Vuelta | Parciales | Vel./Pil. | Vuelta | Parciales | Vel./Pil. | Vuelta | Parciales | Vel./Pil. | Vuelta | Parciales | Vel./Pil. |
| 1ª - 1 | 0'46.087 | 0'46.087 | 175.041 | 0'46.086 | 0'46.086 | 189.807 | 0'45.871 | 0'45.871 | 185.568 | 0'43.967 | 0'43.967 | 203.008 | 0'50.343 | 0'50.343 | 165.645 | 0'45.439 | 0'45.439 | 166.667 |
| 1ª - 2 | 1'25.757 | 0'39.670 | | 1'27.214 | 0'41.128 | | 1'25.484 | 0'39.613 | | 1'21.926 | 0'37.959 | | 1'32.708 | 0'42.365 | | 1'25.323 | 0'39.884 | |
| 1ª - 3 | 2'03.755 | 0'37.998 | PIT | 2'00.723 | 0'33.509 | | 2'03.940 | 0'38.456 | PIT | 1'58.669 | 0'36.743 | PIT | 2'07.909 | 0'35.201 | | 1'58.084 | 0'32.761 | |
| 2ª - 1 | 2'12.299 | 2'12.299 | | 0'44.511 | 0'44.511 | 199.631 | 2'12.767 | 2'12.767 | | 2'35.334 | 2'35.334 | | 0'48.597 | 0'48.597 | 194.245 | 0'43.637 | 0'43.637 | 198.896 |
| 2ª - 2 | 2'50.993 | 0'38.694 | | 1'22.746 | 0'38.235 | | 2'53.539 | 0'40.772 | | 3'14.826 | 0'39.492 | | 1'31.464 | 0'42.867 | | 1'20.910 | 0'37.273 | |
| 2ª - 3 | 3'22.572 | 0'31.579 | | 1'54.813 | 0'32.067 | | 3'25.872 | 0'32.333 | | 3'46.473 | 0'31.647 | | 2'05.800 | 0'34.336 | | 1'52.172 | 0'31.262 | |
| 3ª - 1 | 0'43.008 | 0'43.008 | 208.495 | 0'43.687 | 0'43.687 | 203.008 | 0'42.903 | 0'42.903 | 203.390 | 0'42.477 | 0'42.477 | 205.715 | 0'46.797 | 0'46.797 | 199.631 | 0'43.100 | 0'43.100 | 204.546 |
| 3ª - 2 | 1'20.122 | 0'37.114 | | 1'23.700 | 0'40.013 | | 1'20.066 | 0'37.163 | | 1'18.907 | 0'36.430 | | 1'26.902 | 0'40.105 | | 1'19.896 | 0'36.796 | |
| 3ª - 3 | 1'51.083 | 0'30.961 | | 2'00.085 | 0'36.385 | PIT | 1'51.078 | 0'31.012 | | 1'49.848 | 0'30.941 | | 2'00.889 | 0'33.987 | | 1'50.983 | 0'31.087 | |
| 4ª - 1 | 0'42.440 | 0'42.440 | 207.294 | 2'11.035 | 2'11.035 | | 0'42.149 | 0'42.149 | 204.934 | 0'42.329 | 0'42.329 | 207.294 | 0'47.400 | 0'47.400 | 195.299 | 0'44.653 | 0'44.653 | 204.934 |
| 4ª - 2 | 1'19.199 | 0'36.759 | | 2'51.567 | 0'40.532 | | 1'19.180 | 0'37.031 | | 1'19.758 | 0'37.429 | | 1'27.848 | 0'40.448 | | 1'29.950 | 0'45.297 | |
| 4ª - 3 | 1'50.154 | 0'30.955 | | 3'24.247 | 0'32.680 | | 1'50.137 | 0'30.957 | | 2'01.106 | 0'41.348 | | 2'01.665 | 0'33.817 | | 2'01.129 | 0'31.179 | |
| 5ª - 1 | 0'42.077 | <u>0'42.077</u> | 207.294 | 0'44.749 | 0'44.749 | 196.364 | 0'42.362 | 0'42.362 | 206.107 | 0'42.294 | 0'42.294 | 160.715 | 0'45.994 | 0'45.994 | 191.830 | 0'42.607 | 0'42.607 | 205.324 |
| 5ª - 2 | 1'18.548 | <u>0'36.471</u> | | 1'23.951 | 0'39.202 | | 1'19.174 | 0'36.812 | | 1'28.990 | 0'39.244 | | 1'26.100 | 0'40.106 | | 1'19.149 | 0'36.542 | |
| 5ª - 3 | <u>1'49.379</u> | <u>0'30.831</u> | | 1'55.906 | 0'31.955 | | 1'50.244 | 0'31.070 | | 2'00.730 | 0'31.740 | | 2'00.787 | 0'34.687 | | 1'50.173 | 0'31.024 | |
| 6ª - 1 | 0'42.481 | 0'42.481 | 207.693 | 0'43.157 | 0'43.157 | 206.107 | 0'42.018 | 0'42.018 | 205.715 | 0'49.746 | 0'49.746 | 204.934 | 0'46.410 | 0'46.410 | 192.514 | 0'42.240 | 0'42.240 | 205.715 |
| 6ª - 2 | 1'19.035 | 0'36.554 | | 1'20.535 | 0'37.378 | | 1'18.607 | 0'36.589 | | 1'18.696 | <u>0'36.402</u> | | 1'26.557 | 0'40.147 | | 1'18.752 | 0'36.419 | |
| 6ª - 3 | 1'49.868 | 0'30.833 | | 1'52.168 | 0'31.633 | | 1'49.522 | 0'30.915 | | <u>1'49.559</u> | <u>0'30.863</u> | | 1'59.996 | <u>0'33.439</u> | | 1'49.747 | 0'31.106 | |
| 7ª - 1 | 0'42.238 | 0'42.238 | 207.693 | 0'43.751 | 0'43.751 | 205.324 | 0'41.979 | <u>0'41.979</u> | 206.107 | 0'42.013 | <u>0'42.013</u> | 204.934 | 0'46.942 | 0'46.942 | 189.474 | 0'42.333 | 0'42.333 | 205.324 |
| 7ª - 2 | 1'18.858 | 0'36.620 | | 1'21.038 | 0'37.287 | | 1'18.644 | 0'36.665 | | 1'22.456 | 0'40.443 | | 1'26.490 | <u>0'39.548</u> | | 1'18.752 | 0'36.419 | |
| 7ª - 3 | 1'49.713 | 0'30.855 | | 1'52.364 | 0'31.326 | | <u>1'49.349</u> | <u>0'30.705</u> | | 1'56.147 | 0'33.691 | | 1'59.936 | 0'33.446 | | 1'49.637 | 0'30.885 | |
| 8ª - 1 | 0'47.405 | 0'47.405 | 161.677 | 0'42.701 | <u>0'42.701</u> | 205.324 | 0'42.067 | 0'42.067 | 206.501 | 0'42.179 | 0'42.179 | 204.934 | 0'45.841 | <u>0'45.841</u> | 196.722 | 0'42.487 | 0'42.487 | 205.324 |
| 8ª - 2 | 1'30.431 | 0'43.026 | | 1'19.726 | <u>0'37.025</u> | | 1'18.683 | 0'36.616 | | 1'18.658 | 0'36.479 | | 1'25.583 | 0'39.742 | | 1'18.908 | 0'36.421 | |
| 8ª - 3 | 2'08.849 | 0'38.418 | PIT | <u>1'51.045</u> | <u>0'31.319</u> | | 1'49.730 | 0'31.047 | | 1'49.650 | 0'30.992 | | <u>1'59.245</u> | 0'33.662 | | 1'49.764 | <u>0'30.856</u> | |
| 9ª - 1 | | | | 0'48.152 | 0'48.152 | 206.107 | 0'42.089 | 0'42.089 | 206.501 | 0'50.819 | 0'50.819 | 176.471 | 0'46.469 | 0'46.469 | 190.477 | 0'42.215 | <u>0'42.215</u> | 205.715 |
| 9ª - 2 | | | | 1'33.001 | 0'44.849 | | 1'18.632 | <u>0'36.543</u> | | 1'35.910 | 0'45.091 | | 1'27.810 | 0'41.341 | | 1'18.513 | <u>0'36.298</u> | |
| 9ª - 3 | | | | 2'13.775 | 0'40.774 | PIT | 1'49.673 | 0'31.041 | | 2'16.429 | 0'40.519 | PIT | 2'08.451 | 0'40.641 | PIT | <u>1'49.393</u> | 0'30.880 | |
| 10ª - 1 | | | | | | | 0'45.329 | 0'45.329 | 183.051 | | | | | | | 0'42.762 | 0'42.762 | 205.324 |
| 10ª - 2 | | | | | | | 1'28.236 | 0'42.907 | | | | | | | | 1'19.953 | 0'37.191 | |
| 10ª - 3 | | | | | | | 2'12.548 | 0'44.312 | PIT | | | | | | | 1'56.718 | 0'36.765 | PIT |

| Vuelta Ideal | |
|--------------|----------|
| 0'42.077 | 0'42.077 |
| 1'18.548 | 0'36.471 |
| 1'49.379 | 0'30.831 |

| Vuelta Ideal | |
|--------------|----------|
| 0'42.701 | 0'42.701 |
| 1'19.726 | 0'37.025 |
| 1'51.045 | 0'31.319 |

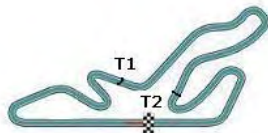
| Vuelta Ideal | |
|--------------|----------|
| 0'41.979 | 0'41.979 |
| 1'18.522 | 0'36.543 |
| 1'49.227 | 0'30.705 |

| Vuelta Ideal | |
|--------------|----------|
| 0'42.013 | 0'42.013 |
| 1'18.415 | 0'36.402 |
| 1'49.278 | 0'30.863 |

| Vuelta Ideal | |
|--------------|----------|
| 0'45.841 | 0'45.841 |
| 1'25.389 | 0'39.548 |
| 1'58.828 | 0'33.439 |

| Vuelta Ideal | |
|--------------|----------|
| 0'42.215 | 0'42.215 |
| 1'18.513 | 0'36.298 |
| 1'49.369 | 0'30.856 |

| Vuelta Mas Rapida Ideal | |
|-------------------------|----------|
| 0'41.838 | 0'41.838 |
| 1'18.136 | 0'36.298 |
| 1'48.841 | 0'30.705 |



TIEMPOS POR VUELTA Entrenamientos Piloto Grupo - A

| Numero | 27 | | | 35 | | | 37 | | | 38 | | | 66 | | | 69 | | |
|---------|----------|-----------|-----------|----------|-----------|-----------|----------|-----------|-----------|----------|-----------|-----------|----------|-----------|-----------|----------|-----------|-----------|
| | Vuelta | Parciales | Vel./Pil. | Vuelta | Parciales | Vel./Pil. | Vuelta | Parciales | Vel./Pil. | Vuelta | Parciales | Vel./Pil. | Vuelta | Parciales | Vel./Pil. | Vuelta | Parciales | Vel./Pil. |
| 1ª - 1 | 0'48.383 | 0'48.383 | 180.602 | 0'44.122 | 0'44.122 | 202.248 | 0'44.130 | 0'44.130 | 202.248 | 0'45.210 | 0'45.210 | 185.249 | 0'50.941 | 0'50.941 | 139.897 | 0'45.828 | 0'45.828 | 197.441 |
| 1ª - 2 | 1'29.620 | 0'41.237 | | 1'21.788 | 0'37.666 | | 1'22.032 | 0'37.902 | | 1'24.624 | 0'39.414 | | 1'30.740 | 0'39.799 | | 1'25.171 | 0'39.343 | |
| 1ª - 3 | 2'07.869 | 0'38.249 | PIT | 1'53.649 | 0'31.861 | | 1'58.122 | 0'36.090 | PIT | 1'56.893 | 0'32.269 | | 2'02.696 | 0'31.956 | | 1'57.406 | 0'32.235 | |
| 2ª - 1 | 2'50.713 | 2'50.713 | | 0'43.120 | 0'43.120 | 203.390 | 4'16.453 | 4'16.453 | | 0'43.891 | 0'43.891 | 200.744 | 0'42.851 | 0'42.851 | 206.107 | 0'44.152 | 0'44.152 | 203.008 |
| 2ª - 2 | 3'36.464 | 0'45.751 | | 1'20.156 | 0'37.036 | | 5'07.782 | 0'51.329 | | 1'21.946 | 0'38.055 | | 1'19.709 | 0'36.858 | | 1'21.967 | 0'37.815 | |
| 2ª - 3 | 4'08.955 | 0'32.491 | | 1'51.461 | 0'31.305 | | 5'41.499 | 0'33.717 | | 1'53.428 | 0'31.482 | | 1'50.847 | 0'31.138 | | 1'57.816 | 0'35.849 | PIT |
| 3ª - 1 | 0'43.726 | 0'43.726 | 206.897 | 0'42.679 | 0'42.679 | 203.390 | 0'42.907 | 0'42.907 | 203.008 | 0'43.558 | 0'43.558 | 203.774 | 0'42.406 | 0'42.406 | 203.774 | 2'57.504 | 2'57.504 | |
| 3ª - 2 | 1'21.369 | 0'37.643 | | 1'19.400 | 0'36.721 | | 1'19.864 | 0'36.957 | | 1'21.450 | 0'37.892 | | 1'19.067 | 0'36.661 | | 3'38.703 | 0'41.199 | |
| 3ª - 3 | 1'53.268 | 0'31.899 | | 1'50.589 | 0'31.189 | | 1'50.793 | 0'30.929 | | 2'00.212 | 0'38.762 | PIT | 1'50.169 | 0'31.102 | | 4'10.689 | 0'31.986 | |
| 4ª - 1 | 0'43.592 | 0'43.592 | 207.294 | 0'43.291 | 0'43.291 | 203.774 | 0'42.365 | 0'42.365 | 205.715 | 2'16.657 | 2'16.657 | | 0'42.137 | 0'42.137 | 204.934 | 0'43.025 | 0'43.025 | 204.159 |
| 4ª - 2 | 1'21.399 | 0'37.807 | | 1'22.153 | 0'38.862 | | 1'19.070 | 0'36.705 | | 2'58.867 | 0'42.210 | | 1'18.671 | 0'36.534 | | 1'20.291 | 0'37.266 | |
| 4ª - 3 | 2'39.656 | 1'18.257 | | 2'04.795 | 0'42.642 | PIT | 1'50.139 | 0'31.069 | | 3'30.431 | 0'31.564 | | 1'49.503 | 0'30.832 | | 1'51.505 | 0'31.214 | |
| 5ª - 1 | 0'43.109 | 0'43.109 | 202.248 | 2'49.864 | 2'49.864 | | 0'42.551 | 0'42.551 | 204.159 | 0'43.312 | 0'43.312 | 205.324 | 0'43.647 | 0'43.647 | 204.159 | 0'42.996 | 0'42.996 | 201.493 |
| 5ª - 2 | 1'20.336 | 0'37.227 | | 3'31.116 | 0'41.252 | | 1'19.128 | 0'36.577 | | 1'21.000 | 0'37.688 | | 1'22.019 | 0'38.372 | | 1'20.362 | 0'37.366 | |
| 5ª - 3 | 1'51.601 | 0'31.265 | | 4'03.195 | 0'32.079 | | 1'50.056 | 0'30.928 | | 1'52.346 | 0'31.346 | | 1'58.002 | 0'35.983 | PIT | 1'51.546 | 0'31.184 | |
| 6ª - 1 | 0'43.188 | 0'43.188 | 206.501 | 0'42.864 | 0'42.864 | 204.546 | 0'42.528 | 0'42.528 | 204.159 | 0'42.700 | 0'42.700 | 203.008 | 2'28.739 | 2'28.739 | | 0'42.648 | 0'42.648 | 202.248 |
| 6ª - 2 | 1'20.307 | 0'37.119 | | 1'19.693 | 0'36.829 | | 1'19.040 | 0'36.512 | | 1'20.036 | 0'37.336 | | 3'06.663 | 0'37.924 | | 1'19.563 | 0'36.915 | |
| 6ª - 3 | 1'51.657 | 0'31.350 | | 1'50.823 | 0'31.130 | | 1'50.041 | 0'31.001 | | 1'51.598 | 0'31.562 | | 3'38.061 | 0'31.398 | | 1'50.514 | 0'30.951 | |
| 7ª - 1 | 0'42.794 | 0'42.794 | 206.897 | 0'42.357 | 0'42.357 | 205.715 | 0'42.809 | 0'42.809 | 204.934 | 0'43.259 | 0'43.259 | 201.493 | 0'42.289 | 0'42.289 | 204.934 | 0'42.378 | 0'42.378 | 203.390 |
| 7ª - 2 | 1'19.977 | 0'37.183 | | 1'18.755 | 0'36.398 | | 1'19.449 | 0'36.640 | | 1'21.506 | 0'38.247 | | 1'18.785 | 0'36.496 | | 1'19.156 | 0'36.778 | |
| 7ª - 3 | 1'51.251 | 0'31.274 | | 1'49.729 | 0'30.974 | | 1'50.414 | 0'30.965 | | 1'52.888 | 0'31.382 | | 1'49.729 | 0'30.944 | | 1'50.485 | 0'31.329 | |
| 8ª - 1 | 0'49.349 | 0'49.349 | 176.183 | 0'44.956 | 0'44.956 | 204.934 | 0'42.612 | 0'42.612 | 204.934 | 0'42.980 | 0'42.980 | 205.324 | 0'41.838 | 0'41.838 | 206.501 | 0'44.050 | 0'44.050 | 206.501 |
| 8ª - 2 | 1'37.722 | 0'48.373 | | 1'25.296 | 0'40.340 | | 1'19.132 | 0'36.520 | | 1'20.058 | 0'37.078 | | 1'18.223 | 0'36.385 | | 1'21.919 | 0'37.869 | |
| 8ª - 3 | 2'24.295 | 0'46.573 | PIT | 2'06.822 | 0'41.526 | PIT | 2'00.186 | 0'41.054 | PIT | 1'51.454 | 0'31.396 | | 1'49.230 | 0'31.007 | | 2'03.765 | 0'41.846 | PIT |
| 9ª - 1 | | | | | | | | | | 0'43.304 | 0'43.304 | 204.159 | 0'46.732 | 0'46.732 | 188.482 | | | |
| 9ª - 2 | | | | | | | | | | 1'20.506 | 0'37.202 | | 1'29.538 | 0'42.806 | | | | |
| 9ª - 3 | | | | | | | | | | 2'00.017 | 0'39.511 | PIT | 2'08.617 | 0'39.079 | PIT | | | |
| 10ª - 1 | | | | | | | | | | | | | | | | | | |
| 10ª - 2 | | | | | | | | | | | | | | | | | | |
| 10ª - 3 | | | | | | | | | | | | | | | | | | |

| Vuelta Ideal | |
|--------------|----------|
| 0'42.794 | 0'42.794 |
| 1'19.913 | 0'37.119 |
| 1'51.178 | 0'31.265 |

| Vuelta Ideal | |
|--------------|----------|
| 0'42.357 | 0'42.357 |
| 1'18.755 | 0'36.398 |
| 1'49.729 | 0'30.974 |

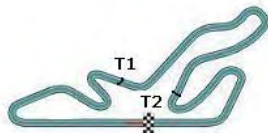
| Vuelta Ideal | |
|--------------|----------|
| 0'42.365 | 0'42.365 |
| 1'18.877 | 0'36.512 |
| 1'49.805 | 0'30.928 |

| Vuelta Ideal | |
|--------------|----------|
| 0'42.700 | 0'42.700 |
| 1'19.778 | 0'37.078 |
| 1'51.124 | 0'31.346 |

| Vuelta Ideal | |
|--------------|----------|
| 0'41.838 | 0'41.838 |
| 1'18.223 | 0'36.385 |
| 1'49.055 | 0'30.832 |

| Vuelta Ideal | |
|--------------|----------|
| 0'42.378 | 0'42.378 |
| 1'19.156 | 0'36.778 |
| 1'50.107 | 0'30.951 |

| Vuelta Mas Rapida Ideal | |
|-------------------------|----------|
| 0'41.838 | 0'41.838 |
| 1'18.136 | 0'36.298 |
| 1'48.841 | 0'30.705 |

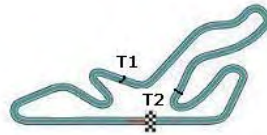


TIEMPOS POR VUELTA Entrenamientos Piloto Grupo - A

| Numero | 78 | | | 88 | | |
|---------|-----------------|-----------------|-----------|-----------------|-----------------|-----------|
| | Vuelta | Parciales | Vel./Pil. | Vuelta | Parciales | Vel./Pil. |
| 1ª - 1 | 0'52.409 | 0'52.409 | 155.173 | 0'45.454 | 0'45.454 | 189.142 |
| 1ª - 2 | 1'38.844 | 0'46.435 | | 1'25.036 | 0'39.582 | |
| 1ª - 3 | 2'16.592 | 0'37.748 | | 2'02.231 | 0'37.195 | PIT |
| 2ª - 1 | 0'48.488 | 0'48.488 | 183.674 | 2'41.825 | 2'41.825 | |
| 2ª - 2 | 1'31.024 | 0'42.536 | | 3'21.249 | 0'39.424 | |
| 2ª - 3 | 2'05.798 | 0'34.774 | | 3'53.200 | 0'31.951 | |
| 3ª - 1 | 0'46.659 | 0'46.659 | 198.530 | 0'43.860 | 0'43.860 | 204.546 |
| 3ª - 2 | 1'27.405 | 0'40.746 | | 1'21.770 | 0'37.910 | |
| 3ª - 3 | 2'01.848 | 0'34.443 | | 1'53.172 | 0'31.402 | |
| 4ª - 1 | 0'46.249 | 0'46.249 | 195.299 | 0'42.917 | 0'42.917 | 206.897 |
| 4ª - 2 | 1'27.938 | 0'41.689 | | 1'20.170 | 0'37.253 | |
| 4ª - 3 | 2'01.423 | 0'33.485 | | 1'51.495 | 0'31.325 | |
| 5ª - 1 | 0'45.027 | <u>0'45.027</u> | 201.493 | 0'42.801 | 0'42.801 | 206.107 |
| 5ª - 2 | 1'25.796 | 0'40.769 | | 1'20.450 | 0'37.649 | |
| 5ª - 3 | 1'59.876 | 0'34.080 | | 1'51.681 | 0'31.231 | |
| 6ª - 1 | 0'45.454 | 0'45.454 | 201.118 | 0'42.789 | 0'42.789 | 205.715 |
| 6ª - 2 | 1'25.127 | <u>0'39.673</u> | | 1'19.958 | 0'37.169 | |
| 6ª - 3 | <u>1'58.398</u> | <u>0'33.271</u> | | 1'50.935 | 0'30.977 | |
| 7ª - 1 | 0'45.478 | 0'45.478 | 179.402 | 0'42.676 | 0'42.676 | 205.324 |
| 7ª - 2 | 1'25.666 | 0'40.188 | | 1'19.740 | 0'37.064 | |
| 7ª - 3 | 2'08.632 | 0'42.966 | PIT | 1'50.652 | <u>0'30.912</u> | |
| 8ª - 1 | | | | 0'42.649 | <u>0'42.649</u> | 206.501 |
| 8ª - 2 | | | | 1'19.625 | <u>0'36.976</u> | |
| 8ª - 3 | | | | <u>1'50.617</u> | 0'30.992 | |
| 9ª - 1 | | | | 0'46.405 | 0'46.405 | 181.208 |
| 9ª - 2 | | | | 1'28.219 | 0'41.814 | |
| 9ª - 3 | | | | 2'06.973 | 0'38.754 | PIT |
| 10ª - 1 | | | | | | |
| 10ª - 2 | | | | | | |
| 10ª - 3 | | | | | | |

| Vuelta Ideal | |
|--------------|----------|
| 0'45.027 | 0'45.027 |
| 1'24.700 | 0'39.673 |
| 1'57.971 | 0'33.271 |

| Vuelta Ideal | |
|--------------|----------|
| 0'42.649 | 0'42.649 |
| 1'19.625 | 0'36.976 |
| 1'50.537 | 0'30.912 |



Clasificación por Sectores Entrenamientos Piloto Grupo - A

| Sector - 1 | | | | Sector - 2 | | | | Sector - 3 | | | | Vuelta Ideal vs Vuelta Rapida | | | | |
|------------|----|-------------------|--------|------------|-------------------|--------|----|-------------------|--------|------|----|-------------------------------|----------|-----------|------|--|
| Ord. | Nº | Piloto | Tiempo | Nº | Piloto | Tiempo | Nº | Piloto | Tiempo | Ord. | Nº | Piloto | V. Ideal | V. Rapida | Ord. | |
| 1 | 66 | GONÇALO GOMESS | 41.838 | 26 | JOSE ALONSO LISTE | 36.298 | 9 | LUIS MIGUEL REYES | 30.705 | 1 | 66 | GONÇALO GOMESS | 1'49.055 | 1'49.230 | 1 | |
| 2 | 9 | LUIS MIGUEL REYES | 41.979 | 66 | GONÇALO GOMESS | 36.385 | 4 | ANTONIO MARTINEZ | 30.831 | 2 | 9 | LUIS MIGUEL REYES | 1'49.227 | 1'49.349 | 2 | |
| 3 | 13 | BRUNO MENDEZ | 42.013 | 35 | ALVARO RODRIGUEZ | 36.398 | 66 | GONÇALO GOMESS | 30.832 | 3 | 13 | BRUNO MENDEZ | 1'49.278 | 1'49.559 | 5 | |
| 4 | 4 | ANTONIO MARTINEZ | 42.077 | 13 | BRUNO MENDEZ | 36.402 | 26 | JOSE ALONSO LISTE | 30.856 | 4 | 26 | JOSE ALONSO LISTE | 1'49.369 | 1'49.393 | 4 | |
| 5 | 26 | JOSE ALONSO LISTE | 42.215 | 4 | ANTONIO MARTINEZ | 36.471 | 13 | BRUNO MENDEZ | 30.863 | 5 | 4 | ANTONIO MARTINEZ | 1'49.379 | 1'49.379 | 3 | |
| 6 | 35 | ALVARO RODRIGUEZ | 42.357 | 37 | JAVIER VILLA | 36.512 | 88 | SALVADOR TINEO | 30.912 | 6 | 35 | ALVARO RODRIGUEZ | 1'49.729 | 1'49.729 | 6 | |
| 7 | 37 | JAVIER VILLA | 42.365 | 9 | LUIS MIGUEL REYES | 36.543 | 37 | JAVIER VILLA | 30.928 | 7 | 37 | JAVIER VILLA | 1'49.805 | 1'50.041 | 7 | |
| 8 | 69 | STEVE MATTHYSSEN | 42.378 | 69 | STEVE MATTHYSSEN | 36.778 | 69 | STEVE MATTHYSSEN | 30.951 | 8 | 69 | STEVE MATTHYSSEN | 1'50.107 | 1'50.485 | 8 | |
| 9 | 88 | SALVADOR TINEO | 42.649 | 88 | SALVADOR TINEO | 36.976 | 35 | ALVARO RODRIGUEZ | 30.974 | 9 | 88 | SALVADOR TINEO | 1'50.537 | 1'50.617 | 9 | |
| 10 | 38 | ORIOR DALMAU | 42.700 | 5 | ANGEL SEVILLANO | 37.025 | 27 | PABLO AMOROS | 31.265 | 10 | 5 | ANGEL SEVILLANO | 1'51.045 | 1'51.045 | 10 | |
| 11 | 5 | ANGEL SEVILLANO | 42.701 | 38 | ORIOR DALMAU | 37.078 | 5 | ANGEL SEVILLANO | 31.319 | 11 | 38 | ORIOR DALMAU | 1'51.124 | 1'51.454 | 12 | |
| 12 | 27 | PABLO AMOROS | 42.794 | 27 | PABLO AMOROS | 37.119 | 38 | ORIOR DALMAU | 31.346 | 12 | 27 | PABLO AMOROS | 1'51.178 | 1'51.251 | 11 | |
| 13 | 78 | MARC TOSCAS | 45.027 | 15 | JESUS ALVAREZ | 39.548 | 78 | MARC TOSCAS | 33.271 | 13 | 78 | MARC TOSCAS | 1'57.971 | 1'58.398 | 13 | |
| 14 | 15 | JESUS ALVAREZ | 45.841 | 78 | MARC TOSCAS | 39.673 | 15 | JESUS ALVAREZ | 33.439 | 14 | 15 | JESUS ALVAREZ | 1'58.828 | 1'59.245 | 14 | |

EVOLUCION VUELTAS RAPIDAS Entrenamientos Piloto Grupo - A

| Hora | 9h.57'00" | | 9h.59'00" | | 10h.01'00" | | 10h.03'00" | | 10h.05'00" | | 10h.07'00" | | 10h.09'00" | | 10h.11'00" | | 10h.13'00" | | Equipo |
|------|-----------|----------|-----------|----------|------------|----------|------------|----------|------------|----------|------------|----------|------------|----------|------------|----------|------------|----------|-------------------------------|
| | Orden | Num. | Tiempo | Num. | Tiempo | Num. | Tiempo | Num. | Tiempo | Num. | Tiempo | Num. | Tiempo | Num. | Tiempo | Num. | Tiempo | Num. | |
| 1º | 35 | 1'53.648 | 66 | 1'50.846 | 66 | 1'50.169 | 66 | 1'49.503 | 4 | 1'49.378 | 4 | 1'49.378 | 9 | 1'49.348 | 9 | 1'49.348 | 66 | 1'49.230 | G. GOMESS - A. RICCIARDI |
| 2º | 38 | 1'56.893 | 26 | 1'50.983 | 35 | 1'50.588 | 13 | 1'49.847 | 66 | 1'49.503 | 66 | 1'49.503 | 4 | 1'49.378 | 4 | 1'49.378 | 9 | 1'49.348 | M. SURIA - L.M. REYES |
| 3º | 69 | 1'57.406 | 35 | 1'51.460 | 26 | 1'50.983 | 9 | 1'50.136 | 26 | 1'49.746 | 9 | 1'49.522 | 66 | 1'49.503 | 26 | 1'49.392 | 4 | 1'49.378 | ANTONIO MARTINEZ |
| 4º | 26 | 1'58.084 | 38 | 1'53.427 | 9 | 1'51.078 | 4 | 1'50.154 | 13 | 1'49.847 | 26 | 1'49.637 | 13 | 1'49.558 | 66 | 1'49.503 | 26 | 1'49.392 | JOSE ALONSO LISTE |
| 5º | 37 | 1'58.121 | 5 | 1'54.812 | 4 | 1'51.082 | 35 | 1'50.588 | 9 | 1'50.136 | 13 | 1'49.847 | 26 | 1'49.637 | 13 | 1'49.558 | 13 | 1'49.558 | A. ROYO - B. MENDEZ |
| 6º | 13 | 1'58.669 | 69 | 1'57.406 | 38 | 1'53.427 | 26 | 1'50.983 | 35 | 1'50.588 | 37 | 1'50.138 | 37 | 1'50.041 | 35 | 1'49.729 | 35 | 1'49.729 | ALVARO RODRIGUEZ |
| 7º | 5 | 2'00.723 | 37 | 1'58.121 | 5 | 1'54.812 | 88 | 1'53.171 | 37 | 1'50.792 | 35 | 1'50.588 | 69 | 1'50.513 | 37 | 1'50.041 | 37 | 1'50.041 | JAVIER VILLA |
| 8º | 88 | 2'02.230 | 13 | 1'58.669 | 69 | 1'57.406 | 38 | 1'53.427 | 88 | 1'51.495 | 88 | 1'51.495 | 35 | 1'50.588 | 69 | 1'50.485 | 69 | 1'50.485 | STEVE MATTHYSSEN |
| 9º | 66 | 2'02.696 | 88 | 2'02.230 | 37 | 1'58.121 | 5 | 1'54.812 | 69 | 1'51.505 | 69 | 1'51.505 | 88 | 1'50.934 | 88 | 1'50.617 | 88 | 1'50.617 | SALVADOR TINEO |
| 10º | 4 | 2'03.755 | 4 | 2'03.755 | 13 | 1'58.669 | 69 | 1'57.406 | 27 | 1'53.267 | 38 | 1'51.598 | 38 | 1'51.598 | 38 | 1'51.453 | 5 | 1'51.045 | J. MATAS - A. SEVILLANO |
| 11º | 9 | 2'03.940 | 9 | 2'03.940 | 15 | 2'00.888 | 37 | 1'58.121 | 38 | 1'53.427 | 27 | 1'53.267 | 27 | 1'51.600 | 27 | 1'51.600 | 27 | 1'51.250 | PABLO AMOROS |
| 12º | 27 | 2'07.868 | 15 | 2'05.800 | 88 | 2'02.230 | 15 | 2'00.888 | 5 | 1'54.812 | 5 | 1'54.812 | 5 | 1'52.167 | 5 | 1'52.167 | 38 | 1'51.453 | ORIOL DALMAU |
| 13º | 15 | 2'07.908 | 27 | 2'07.868 | 78 | 2'05.797 | 78 | 2'01.848 | 15 | 2'00.786 | 78 | 1'59.875 | 78 | 1'58.398 | 78 | 1'58.398 | 78 | 1'58.398 | M. TOSCAS - DE ISABEL |
| 14º | | | 78 | 2'16.592 | 27 | 2'07.868 | 27 | 2'07.868 | 78 | 2'01.423 | 15 | 2'00.786 | 15 | 1'59.936 | 15 | 1'59.244 | 15 | 1'59.244 | J. DE LA CALZADA - J. ALVAREZ |



MINI CHALLENGE




Circuito del Jarama
29 - 30 de Octubre de 2011

VELOCIDAD MAXIMA Entrenamientos Piloto Grupo - A

| Ord. | Nº | Concursante | Equipo | Piloto | Nac. | Km/h |
|------|----|---------------------------|---------------------------|-------------------|------|---------|
| 1 | 4 | RACE | CUZCO MOTOR- SMC JUNIOR | ANTONIO MARTINEZ | ESP. | 208.495 |
| 2 | 13 | AUTOSA TORMES COMPETICION | AUTOSA TORMES COMPETICION | BRUNO MENDEZ | ESP. | 207.294 |
| 3 | 27 | EFICAR TEAM | EFICAR-INAUTO | PABLO AMOROS | ESP. | 207.294 |
| 4 | 88 | SALVADOR TINEO MORENO | TEAM GUARNIERI | SALVADOR TINEO | ESP. | 206.897 |
| 5 | 66 | DRIVEX SCHOOL | TEAM MINI PORTUGAL | GONÇALO GOMESS | PT. | 206.501 |
| 6 | 69 | STEVE MATTHYSSEN | PORNTUBE - DALE GAS | STEVE MATTHYSSEN | BG. | 206.501 |
| 7 | 9 | RACE | AUTO BUIGAS-SMC JUNIOR | LUIS MIGUEL REYES | ESP. | 206.501 |
| 8 | 5 | DRIVEX SCHOOL | FOX TEAM | ANGEL SEVILLANO | ESP. | 206.107 |
| 9 | 35 | ESCUDERIA MILENIO | VEHINTER - EBERHARD | ALVARO RODRIGUEZ | ESP. | 205.715 |
| 10 | 26 | JOSE ANTONIO LISTE | ALONSO LISTE - LUGAUTO | JOSE ALONSO LISTE | ESP. | 205.715 |
| 11 | 37 | ESCUDERIA MILENIO | LENKER & GRIBLAU | JAVIER VILLA | ESP. | 205.715 |
| 12 | 38 | ESCUDERIA COSTA DORADA | MINI MADRID | ORIO DALMAU | ESP. | 205.324 |
| 13 | 78 | ESCUDERIA LLEIDA | MARTIN I CONESA | MARC TOSCAS | ESP. | 201.493 |
| 14 | 15 | BMW | MINI ESPAÑA PRENSA | JESUS ALVAREZ | ESP. | 199.631 |



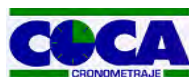
Santisima Trinidad 30 28010 MADRID
Tel y Fax 91.448.32.06
www.cronococa.com
e-mail:info@cronococa.com

RESULTADOS Entrenamientos Piloto Grupo - B

| Ord. | Nº | Concursante | Equipo | Piloto | Nac. | N.V. | V.R. | Tiempo | Dif. 1º | Dif. Ant | Km/h | Puntos |
|------|----|---------------------------|---------------------------|----------------------|------|------|------|----------|---------|----------|---------|--------|
| 1 | 13 | AUTOSA TORMES COMPETICION | AUTOSA TORMES COMPETICION | ALEX ROYO | ESP. | 10 | 9 | 1'49.237 | | | 126.881 | 1 |
| 2 | 26 | JOSE ANTONIO LISTE | ALONSO LISTE - LUGAUTO | JOSE ALONSO LISTE | ESP. | 11 | 11 | 1'49.341 | 0"104 | 0"104 | 126.760 | 2 |
| 3 | 37 | ESCUDERIA MILENIO | LENKER & GRÍBLAU | JAVIER VILLA | ESP. | 11 | 3 | 1'49.494 | 0"257 | 0"153 | 126.583 | 3 |
| 4 | 35 | ESCUDERIA MILENIO | VEHINTER - EBERHARD | ALVARO RODRIGUEZ | ESP. | 11 | 7 | 1'49.562 | 0"325 | 0"068 | 126.504 | 4 |
| 5 | 4 | RACE | CUZCO MOTOR- SMC JUNIOR | ANTONIO MARTINEZ | ESP. | 11 | 9 | 1'49.626 | 0"389 | 0"064 | 126.430 | 5 |
| 6 | 9 | RACE | AUTO BUIGAS-SMC JUNIOR | MARTA SURIA | ESP. | 11 | 11 | 1'49.650 | 0"413 | 0"024 | 126.403 | 6 |
| 7 | 27 | EFICAR TEAM | EFICAR-INAUTO | PABLO AMOROS | ESP. | 7 | 6 | 1'49.852 | 0"615 | 0"202 | 126.170 | 7 |
| 8 | 88 | SALVADOR TINEO MORENO | TEAM GUARNIERI | SALVADOR TINEO | ESP. | 8 | 7 | 1'50.070 | 0"833 | 0"218 | 125.920 | 8 |
| 9 | 69 | STEVE MATTHYSSEN | PORNTUBE - DALE GAS | STEVE MATTHYSSEN | BG. | 11 | 7 | 1'50.944 | 1"707 | 0"874 | 124.928 | 9 |
| 10 | 38 | ESCUDERIA COSTA DORADA | MINI MADRID | ORIOL DALMAU | ESP. | 8 | 5 | 1'51.531 | 2"294 | 0"587 | 124.271 | 10 |
| 11 | 78 | ESCUDERIA LLEIDA | MARTIN I CONESA | MARC TOSCAS | ESP. | 11 | 11 | 1'54.072 | 4"835 | 2"541 | 121.503 | 11 |
| 12 | 66 | DRIVEX SCHOOL | TEAM MINI PORTUGAL | ANTONIO RICCIARDI | PT. | 2 | 2 | 1'55.580 | 6"343 | 1"508 | 119.917 | 12 |
| 13 | 15 | BMW | MINI ESPAÑA PRENSA | JAVIER DE LA CALZADA | ESP. | 9 | 9 | 1'57.542 | 8"305 | 1"962 | 117.916 | 13 |
| 14 | 5 | DRIVEX SCHOOL | FOX TEAM | JOSH MATAS | USA | 8 | 8 | 2'06.215 | 16"978 | 8"673 | 109.813 | 14 |

Circuito del Jarama 29 de Octubre de 2011

A las 10:49 Horas.



Santísima Trinidad 30 28010 MADRID
Tel y Fax 91.448.32.06
www.cronococa.com
e-mail:info@cronococa.com

EL DIRECTOR DE CARRERA

EL JEFE DE CRONOMETRAJE



TIEMPOS POR VUELTA Entrenamientos Piloto Grupo - B

Circuito del Jarama
29 - 30 de Octubre de 2011

| Numero | 4 | | | 5 | | | 9 | | | 13 | | | 15 | | | 26 | | |
|---------|-----------|-----------------|-----------|-----------------|-----------------|-----------|-----------------|-----------------|-----------|-----------|-----------------|-----------|-----------|-----------------|-----------|-----------------|-----------------|-----------|
| | Vuelta | Parciales | Vel./Pil. | Vuelta | Parciales | Vel./Pil. | Vuelta | Parciales | Vel./Pil. | Vuelta | Parciales | Vel./Pil. | Vuelta | Parciales | Vel./Pil. | Vuelta | Parciales | Vel./Pil. |
| 1ª - 1 | 0'42.715 | 0'42.715 | 205.715 | 0'47.435 | <u>0'47.435</u> | 191.830 | 0'44.140 | 0'44.140 | 201.118 | 0'42.833 | 0'42.833 | 203.390 | 0'46.735 | 0'46.735 | 182.125 | 0'44.019 | 0'44.019 | 184.301 |
| 1ª - 2 | 1'19.584 | 0'36.869 | | | | | 1'21.942 | 0'37.802 | | 1'21.133 | 0'38.300 | | 1'26.871 | 0'40.136 | | 1'21.581 | 0'37.562 | |
| 1ª - 3 | 1'50.719 | 0'31.135 | | 2'53.340 | 2'53.340 | PIT | 1'53.342 | 0'31.400 | | 2'04.364 | 0'43.231 | PIT | 1'59.915 | 0'33.044 | | 1'52.975 | 0'31.394 | |
| 2ª - 1 | 0'42.200 | 0'42.200 | 206.897 | 13'39.200 | 13'39.200 | | 0'42.835 | 0'42.835 | 206.501 | 2'22.968 | 2'22.968 | | 0'45.033 | 0'45.033 | 188.812 | 0'42.592 | 0'42.592 | 204.934 |
| 2ª - 2 | 1'18.895 | 0'36.695 | | 14'31.706 | 0'52.506 | | 1'19.880 | 0'37.045 | | 3'06.034 | 0'43.066 | | 1'27.659 | 0'42.626 | | 1'19.104 | 0'36.512 | |
| 2ª - 3 | 1'49.782 | 0'30.887 | | 15'12.721 | 0'41.015 | | 1'50.995 | 0'31.115 | | 3'55.196 | 0'49.162 | PIT | 2'28.835 | 1'01.176 | PIT | 1'50.021 | 0'30.917 | |
| 3ª - 1 | 0'42.113 | <u>0'42.113</u> | 210.938 | 0'55.133 | 0'55.133 | 150.628 | 0'48.286 | 0'48.286 | 209.303 | 10'58.042 | 10'58.042 | | 11'25.192 | 11'25.192 | | 0'43.069 | 0'43.069 | 205.715 |
| 3ª - 2 | 1'25.559 | 0'43.446 | | 1'42.766 | 0'47.633 | | 1'37.057 | 0'48.771 | | 11'36.410 | 0'38.368 | | 12'07.226 | 0'42.034 | | 1'23.894 | 0'40.825 | |
| 3ª - 3 | 2'26.253 | 1'00.694 | PIT | 2'20.836 | 0'38.070 | | 2'26.390 | 0'49.333 | PIT | 12'08.388 | 0'31.978 | | 12'42.644 | 0'35.418 | | 2'10.833 | 0'46.939 | PIT |
| 4ª - 1 | 1'101.944 | 1'101.944 | | 0'50.185 | 0'50.185 | 189.142 | 10'25.134 | 10'25.134 | | 0'41.870 | 0'41.870 | 207.294 | 1'01.759 | 1'01.759 | 176.183 | 11'14.021 | 11'14.021 | |
| 4ª - 2 | 1'139.067 | 0'37.123 | | 1'36.204 | 0'46.019 | | 11'02.698 | 0'37.564 | | 1'18.380 | 0'36.510 | | 1'59.784 | 0'58.025 | | 11'53.563 | 0'39.542 | |
| 4ª - 3 | 12'10.259 | 0'31.192 | | 2'12.933 | 0'36.729 | | 11'33.947 | 0'31.249 | | 1'49.303 | 0'30.923 | | 2'35.344 | 0'35.560 | | 12'28.437 | 0'34.874 | |
| 5ª - 1 | 0'42.843 | 0'42.843 | 203.774 | 0'50.794 | 0'50.794 | 193.549 | 0'42.527 | 0'42.527 | 207.294 | 0'41.766 | <u>0'41.766</u> | 206.897 | 0'47.442 | 0'47.442 | 175.041 | 0'42.664 | 0'42.664 | 205.324 |
| 5ª - 2 | 1'19.481 | 0'36.638 | | 1'33.184 | <u>0'42.390</u> | | 1'19.690 | 0'37.163 | | 1'18.297 | 0'36.531 | | 1'28.367 | 0'40.925 | | 1'19.185 | 0'36.521 | |
| 5ª - 3 | 1'50.375 | 0'30.894 | | 2'11.589 | 0'38.405 | | 1'50.756 | 0'31.066 | | 1'49.596 | 0'31.299 | | 2'02.414 | 0'34.047 | | 1'50.269 | 0'31.084 | |
| 6ª - 1 | 0'42.382 | 0'42.382 | 205.324 | 0'48.267 | 0'48.267 | 189.474 | 0'42.478 | 0'42.478 | 206.501 | 0'45.367 | 0'45.367 | 208.898 | 0'46.172 | 0'46.172 | 183.674 | 0'42.299 | 0'42.299 | 204.934 |
| 6ª - 2 | 1'18.949 | 0'36.567 | | 1'32.779 | 0'44.512 | | 1'19.518 | 0'37.040 | | 1'40.037 | 0'54.670 | | 1'25.966 | 0'39.794 | | 1'18.486 | <u>0'36.187</u> | |
| 6ª - 3 | 1'49.845 | 0'30.896 | | 2'10.460 | 0'37.681 | | 1'50.842 | 0'31.324 | | 2'11.866 | 0'31.829 | | 1'59.449 | 0'33.483 | | 1'49.355 | 0'30.869 | |
| 7ª - 1 | 0'44.578 | 0'44.578 | 205.715 | 0'47.809 | 0'47.809 | 194.595 | 0'49.772 | 0'49.772 | 208.093 | 0'42.365 | 0'42.365 | 204.546 | 0'45.585 | 0'45.585 | 190.141 | 0'42.415 | 0'42.415 | 206.107 |
| 7ª - 2 | 1'21.221 | 0'36.643 | | 1'30.468 | 0'42.659 | | 1'31.328 | 0'41.556 | | 1'25.836 | 0'43.471 | | 1'25.595 | 0'40.010 | | 1'18.721 | 0'36.306 | |
| 7ª - 3 | 1'52.053 | <u>0'30.832</u> | | <u>2'06.215</u> | <u>0'35.747</u> | | 2'02.390 | 0'31.062 | | 1'57.805 | 0'31.969 | | 1'58.801 | 0'33.206 | | 1'49.556 | 0'30.835 | |
| 8ª - 1 | 0'42.308 | 0'42.308 | 209.709 | 0'48.374 | 0'48.374 | 181.819 | 0'42.389 | 0'42.389 | 205.715 | 0'42.005 | 0'42.005 | 205.324 | 0'44.853 | <u>0'44.853</u> | 193.896 | 0'42.476 | 0'42.476 | 208.495 |
| 8ª - 2 | 1'18.721 | <u>0'36.413</u> | | 1'31.024 | 0'42.650 | | 1'19.235 | 0'36.846 | | 1'18.488 | <u>0'36.483</u> | | 1'24.602 | <u>0'39.749</u> | | 1'20.918 | 0'38.442 | |
| 8ª - 3 | 1'49.626 | 0'30.905 | | | | | 1'50.610 | 0'31.375 | | 1'49.237 | <u>0'30.749</u> | | 1'57.542 | <u>0'32.940</u> | | 1'52.680 | 0'31.762 | |
| 9ª - 1 | 0'42.298 | 0'42.298 | 209.709 | | | | 0'42.300 | 0'42.300 | 205.715 | 0'48.521 | 0'48.521 | 206.501 | 0'46.392 | 0'46.392 | 190.813 | 0'42.573 | 0'42.573 | 206.107 |
| 9ª - 2 | 1'18.851 | 0'36.553 | | | | | 1'18.964 | <u>0'36.664</u> | | 1'38.384 | 0'49.863 | | 1'28.733 | 0'42.341 | | 1'19.673 | 0'37.100 | |
| 9ª - 3 | 1'49.735 | 0'30.884 | | | | | 1'49.896 | 0'30.932 | | 2'24.591 | 0'46.207 | | | | | 1'50.487 | <u>0'30.814</u> | |
| 10ª - 1 | 0'48.659 | 0'48.659 | 208.093 | | | | 0'42.110 | <u>0'42.110</u> | 207.294 | | | | | | | 0'42.256 | <u>0'42.256</u> | 206.107 |
| 10ª - 2 | 1'30.906 | 0'42.247 | | | | | 1'18.805 | 0'36.695 | | | | | | | | 1'18.505 | 0'36.249 | |
| 10ª - 3 | 2'02.874 | 0'31.968 | | | | | <u>1'49.650</u> | <u>0'30.845</u> | | | | | | | | <u>1'49.341</u> | 0'30.836 | |

| Vuelta Ideal | |
|--------------|----------|
| 0'42.113 | 0'42.113 |
| 1'18.526 | 0'36.413 |
| 1'49.358 | 0'30.832 |

| Vuelta Ideal | |
|--------------|----------|
| 0'47.435 | 0'47.435 |
| 1'29.825 | 0'42.390 |
| 2'05.572 | 0'35.747 |

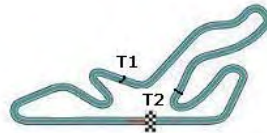
| Vuelta Ideal | |
|--------------|----------|
| 0'42.110 | 0'42.110 |
| 1'18.774 | 0'36.664 |
| 1'49.619 | 0'30.845 |

| Vuelta Ideal | |
|--------------|----------|
| 0'41.766 | 0'41.766 |
| 1'18.249 | 0'36.483 |
| 1'48.998 | 0'30.749 |

| Vuelta Ideal | |
|--------------|----------|
| 0'44.853 | 0'44.853 |
| 1'24.602 | 0'39.749 |
| 1'57.542 | 0'32.940 |

| Vuelta Ideal | |
|--------------|----------|
| 0'42.256 | 0'42.256 |
| 1'18.443 | 0'36.187 |
| 1'49.257 | 0'30.814 |

| Vuelta Mas Rapida Ideal | |
|-------------------------|----------|
| 0'41.766 | 0'41.766 |
| 1'17.953 | 0'36.187 |
| 1'48.702 | 0'30.749 |



TIEMPOS POR VUELTA Entrenamientos Piloto Grupo - B

Circuito del Jarama
29 - 30 de Octubre de 2011

| Numero | 27 | | | 35 | | | 37 | | | 38 | | | 66 | | | 69 | | |
|---------|-----------|-----------|-----------|-----------|-----------|-----------|-----------|-----------|-----------|-----------|-----------|-----------|----------|-----------|-----------|-----------|-----------|-----------|
| | Vuelta | Parciales | Vel./Pil. | Vuelta | Parciales | Vel./Pil. | Vuelta | Parciales | Vel./Pil. | Vuelta | Parciales | Vel./Pil. | Vuelta | Parciales | Vel./Pil. | Vuelta | Parciales | Vel./Pil. |
| 1ª - 1 | 0'42.536 | 0'42.536 | 205.715 | 0'42.902 | 0'42.902 | 204.159 | 0'42.650 | 0'42.650 | 204.546 | 0'43.252 | 0'43.252 | 207.294 | 0'44.546 | 0'44.546 | 198.530 | 0'50.518 | 0'50.518 | 200.001 |
| 1ª - 2 | 1'19.874 | 0'37.338 | | 1'19.547 | 0'36.645 | | 1'19.218 | 0'36.568 | | 1'20.423 | 0'37.171 | | 1'23.185 | 0'38.639 | | 1'29.782 | 0'39.264 | |
| 1ª - 3 | 1'50.730 | 0'30.856 | | 1'50.406 | 0'30.859 | | 1'50.039 | 0'30.821 | | 1'51.784 | 0'31.361 | | 1'55.580 | 0'32.395 | | 2'01.525 | 0'31.743 | |
| 2ª - 1 | 0'43.279 | 0'43.279 | 208.898 | 0'42.440 | 0'42.440 | 208.898 | 0'42.201 | 0'42.201 | 206.501 | 0'47.439 | 0'47.439 | 206.107 | 0'43.458 | 0'43.458 | 206.107 | 0'43.506 | 0'43.506 | 202.627 |
| 2ª - 2 | 1'35.104 | 0'51.825 | | 1'26.798 | 0'44.358 | | 1'18.589 | 0'36.388 | | 1'36.417 | 0'48.978 | | | | | 1'20.598 | 0'37.092 | |
| 2ª - 3 | 2'26.594 | 0'51.490 | PIT | 1'59.036 | 0'32.238 | | 1'49.494 | 0'30.905 | | 2'26.314 | 0'49.897 | PIT | | | | 1'51.844 | 0'31.246 | |
| 3ª - 1 | 10'34.203 | 10'34.203 | | 0'42.221 | 0'42.221 | 205.715 | 0'49.891 | 0'49.891 | 206.501 | 10'32.601 | 10'32.601 | | | | | 11'16.904 | 11'16.904 | 201.870 |
| 3ª - 2 | 11'13.923 | 0'39.720 | | 1'26.724 | 0'44.503 | | 1'41.540 | 0'51.649 | | 11'10.404 | 0'37.803 | | | | | 1'32.122 | 0'49.264 | |
| 3ª - 3 | 11'45.145 | 0'31.222 | | 2'28.017 | 1'01.293 | PIT | 2'34.713 | 0'53.173 | PIT | 11'42.099 | 0'31.695 | | | | | 2'31.086 | 0'58.964 | PIT |
| 4ª - 1 | 0'42.616 | 0'42.616 | 209.709 | 11'25.670 | 11'25.670 | | 10'04.312 | 10'04.312 | | 0'43.159 | 0'43.159 | 204.546 | | | | 11'16.904 | 11'16.904 | |
| 4ª - 2 | 1'19.359 | 0'36.743 | | 12'05.957 | 0'40.287 | | 10'41.867 | 0'37.555 | | 1'20.308 | 0'37.149 | | | | | 11'55.136 | 0'38.232 | |
| 4ª - 3 | 1'50.767 | 0'31.408 | | 12'44.156 | 0'38.199 | | 11'13.057 | 0'31.190 | | 1'51.531 | 0'31.223 | | | | | 12'27.714 | 0'32.578 | |
| 5ª - 1 | 0'42.147 | 0'42.147 | 209.303 | 0'42.657 | 0'42.657 | 206.107 | 0'42.301 | 0'42.301 | 206.501 | 0'43.111 | 0'43.111 | 204.546 | | | | 0'42.896 | 0'42.896 | 202.248 |
| 5ª - 2 | 1'19.046 | 0'36.899 | | 1'19.315 | 0'36.658 | | 1'18.817 | 0'36.516 | | 1'20.153 | 0'37.042 | | | | | 1'19.935 | 0'37.039 | |
| 5ª - 3 | 1'49.852 | 0'30.806 | | 1'50.356 | 0'31.041 | | 1'49.763 | 0'30.946 | | 1'51.617 | 0'31.464 | | | | | 1'51.223 | 0'31.288 | |
| 6ª - 1 | 0'42.949 | 0'42.949 | 211.351 | 0'42.168 | 0'42.168 | 207.693 | 0'42.374 | 0'42.374 | 205.324 | 0'43.134 | 0'43.134 | 204.159 | | | | 0'42.746 | 0'42.746 | 203.390 |
| 6ª - 2 | 1'26.695 | 0'43.746 | | 1'18.563 | 0'36.395 | | 1'18.813 | 0'36.439 | | 1'22.011 | 0'38.877 | | | | | 1'19.661 | 0'36.915 | |
| 6ª - 3 | 2'09.638 | 0'42.943 | PIT | 1'49.562 | 0'30.999 | | 1'49.674 | 0'30.861 | | 1'55.606 | 0'33.595 | | | | | 1'50.944 | 0'31.283 | |
| 7ª - 1 | | | | 0'42.180 | 0'42.180 | 206.897 | 0'42.357 | 0'42.357 | 207.294 | 0'43.724 | 0'43.724 | 195.299 | | | | 0'42.745 | 0'42.745 | 201.493 |
| 7ª - 2 | | | | 1'18.699 | 0'36.519 | | 1'18.855 | 0'36.498 | | 1'21.011 | 0'37.287 | | | | | 1'19.997 | 0'37.252 | |
| 7ª - 3 | | | | 1'49.692 | 0'30.993 | | 1'49.775 | 0'30.920 | | 1'58.655 | 0'37.644 | PIT | | | | 1'51.062 | 0'31.065 | |
| 8ª - 1 | | | | 0'51.072 | 0'51.072 | 203.774 | 0'42.357 | 0'42.357 | 205.715 | | | | | | | 0'42.941 | 0'42.941 | 200.744 |
| 8ª - 2 | | | | 1'34.738 | 0'43.666 | | 1'18.864 | 0'36.507 | | | | | | | | 1'19.994 | 0'37.053 | |
| 8ª - 3 | | | | 2'06.344 | 0'31.606 | | 1'49.753 | 0'30.889 | | | | | | | | 1'51.563 | 0'31.569 | |
| 9ª - 1 | | | | 0'42.626 | 0'42.626 | 204.934 | 0'42.472 | 0'42.472 | 204.546 | | | | | | | 0'43.115 | 0'43.115 | 200.744 |
| 9ª - 2 | | | | 1'19.043 | 0'36.417 | | 1'21.857 | 0'39.385 | | | | | | | | 1'20.056 | 0'36.941 | |
| 9ª - 3 | | | | 1'49.873 | 0'30.830 | | 1'53.150 | 0'31.293 | | | | | | | | 1'51.225 | 0'31.169 | |
| 10ª - 1 | | | | 0'47.900 | 0'47.900 | 206.107 | 0'42.601 | 0'42.601 | 207.294 | | | | | | | 0'48.587 | 0'48.587 | 200.744 |
| 10ª - 2 | | | | 1'37.745 | 0'49.845 | | 1'20.101 | 0'37.500 | | | | | | | | 1'32.078 | 0'43.491 | |
| 10ª - 3 | | | | 2'28.492 | 0'50.747 | PIT | 1'54.219 | 0'34.118 | PIT | | | | | | | 2'16.987 | 0'44.909 | PIT |

| Vuelta Ideal | |
|--------------|----------|
| 0'42.147 | 0'42.147 |
| 1'18.890 | 0'36.743 |
| 1'49.696 | 0'30.806 |

| Vuelta Ideal | |
|--------------|----------|
| 0'42.168 | 0'42.168 |
| 1'18.563 | 0'36.395 |
| 1'49.393 | 0'30.830 |

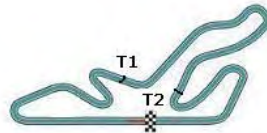
| Vuelta Ideal | |
|--------------|----------|
| 0'42.201 | 0'42.201 |
| 1'18.589 | 0'36.388 |
| 1'49.410 | 0'30.821 |

| Vuelta Ideal | |
|--------------|----------|
| 0'43.111 | 0'43.111 |
| 1'20.153 | 0'37.042 |
| 1'51.376 | 0'31.223 |

| Vuelta Ideal | |
|--------------|----------|
| 0'43.458 | 0'43.458 |
| 1'22.097 | 0'38.639 |
| 1'54.492 | 0'32.395 |

| Vuelta Ideal | |
|--------------|----------|
| 0'42.745 | 0'42.745 |
| 1'19.660 | 0'36.915 |
| 1'50.725 | 0'31.065 |

| Vuelta Mas Rapida Ideal | |
|-------------------------|----------|
| 0'41.766 | 0'41.766 |
| 1'17.953 | 0'36.187 |
| 1'48.702 | 0'30.749 |

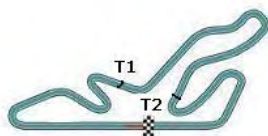


TIEMPOS POR VUELTA Entrenamientos Piloto Grupo - B

| Numero | 78 | | | 88 | | |
|---------|-----------|-----------|-----------|-----------|-----------|-----------|
| | Vuelta | Parciales | Vel./Pil. | Vuelta | Parciales | Vel./Pil. |
| 1ª - 1 | 0'45.751 | 0'45.751 | 192.171 | 0'42.674 | 0'42.674 | 206.897 |
| 1ª - 2 | 1'25.380 | 0'39.629 | | 1'21.098 | 0'38.424 | |
| 1ª - 3 | 1'59.832 | 0'34.452 | | 1'52.378 | 0'31.280 | |
| 2ª - 1 | 0'45.497 | 0'45.497 | 202.627 | 0'42.483 | 0'42.483 | 209.303 |
| 2ª - 2 | 1'25.874 | 0'40.377 | | 1'19.297 | 0'36.814 | |
| 2ª - 3 | 1'58.974 | 0'33.100 | | 1'50.236 | 0'30.939 | |
| 3ª - 1 | 0'51.682 | 0'51.682 | 201.870 | 0'43.751 | 0'43.751 | 206.897 |
| 3ª - 2 | 1'42.715 | 0'51.033 | | 1'34.681 | 0'50.930 | |
| 3ª - 3 | 2'32.346 | 0'49.631 | PIT | 2'22.154 | 0'47.473 | PIT |
| 4ª - 1 | 10'32.694 | 10'32.694 | | 10'40.581 | 10'40.581 | |
| 4ª - 2 | 11'13.578 | 0'40.884 | | 11'18.601 | 0'38.020 | |
| 4ª - 3 | 11'46.944 | 0'33.366 | | 11'49.495 | 0'30.894 | |
| 5ª - 1 | 0'45.442 | 0'45.442 | 200.744 | 0'42.214 | 0'42.214 | 211.351 |
| 5ª - 2 | 1'25.417 | 0'39.975 | | 1'19.023 | 0'36.809 | |
| 5ª - 3 | 1'58.889 | 0'33.472 | | 1'51.269 | 0'32.246 | |
| 6ª - 1 | 0'45.938 | 0'45.938 | 196.008 | 0'42.412 | 0'42.412 | 208.495 |
| 6ª - 2 | 1'25.033 | 0'39.095 | | 1'19.097 | 0'36.685 | |
| 6ª - 3 | 1'58.197 | 0'33.164 | | 1'50.070 | 0'30.973 | |
| 7ª - 1 | 0'45.011 | 0'45.011 | 201.870 | 0'45.739 | 0'45.739 | 203.390 |
| 7ª - 2 | 1'23.761 | 0'38.750 | | 1'29.606 | 0'43.867 | |
| 7ª - 3 | 1'56.331 | 0'32.570 | | 2'12.111 | 0'42.505 | PIT |
| 8ª - 1 | 0'44.408 | 0'44.408 | 202.248 | | | |
| 8ª - 2 | 1'23.124 | 0'38.716 | | | | |
| 8ª - 3 | 1'55.517 | 0'32.393 | | | | |
| 9ª - 1 | 0'44.076 | 0'44.076 | 204.546 | | | |
| 9ª - 2 | 1'22.429 | 0'38.353 | | | | |
| 9ª - 3 | 1'54.805 | 0'32.376 | | | | |
| 10ª - 1 | 0'43.897 | 0'43.897 | 204.159 | | | |
| 10ª - 2 | 1'22.156 | 0'38.259 | | | | |
| 10ª - 3 | 1'54.072 | 0'31.916 | | | | |

| Vuelta Ideal | |
|--------------|----------|
| 0'43.897 | 0'43.897 |
| 1'22.156 | 0'38.259 |
| 1'54.072 | 0'31.916 |

| Vuelta Ideal | |
|--------------|----------|
| 0'42.214 | 0'42.214 |
| 1'18.899 | 0'36.685 |
| 1'49.793 | 0'30.894 |



Clasificación por Sectores Entrenamientos Piloto Grupo - B

| Sector - 1 | | | | Sector - 2 | | | Sector - 3 | | | Vuelta Ideal vs Vuelta Rapida | | | | | |
|------------|----|----------------------|--------|------------|----------------------|--------|------------|----------------------|--------|-------------------------------|----|----------------------|----------|-----------|------|
| Ord. | Nº | Piloto | Tiempo | Nº | Piloto | Tiempo | Nº | Piloto | Tiempo | Ord. | Nº | Piloto | V. Ideal | V. Rapida | Ord. |
| 1 | 13 | ALEX ROYO | 41.766 | 26 | JOSE ALONSO LISTE | 36.187 | 13 | ALEX ROYO | 30.749 | 1 | 13 | ALEX ROYO | 1'48.998 | 1'49.237 | 1 |
| 2 | 9 | MARTA SURIA | 42.110 | 37 | JAVIER VILLA | 36.388 | 27 | PABLO AMOROS | 30.806 | 2 | 26 | JOSE ALONSO LISTE | 1'49.257 | 1'49.341 | 2 |
| 3 | 4 | ANTONIO MARTINEZ | 42.113 | 35 | ALVARO RODRIGUEZ | 36.395 | 26 | JOSE ALONSO LISTE | 30.814 | 3 | 4 | ANTONIO MARTINEZ | 1'49.358 | 1'49.626 | 5 |
| 4 | 27 | PABLO AMOROS | 42.147 | 4 | ANTONIO MARTINEZ | 36.413 | 37 | JAVIER VILLA | 30.821 | 4 | 35 | ALVARO RODRIGUEZ | 1'49.393 | 1'49.562 | 4 |
| 5 | 35 | ALVARO RODRIGUEZ | 42.168 | 13 | ALEX ROYO | 36.483 | 35 | ALVARO RODRIGUEZ | 30.830 | 5 | 37 | JAVIER VILLA | 1'49.410 | 1'49.494 | 3 |
| 6 | 37 | JAVIER VILLA | 42.201 | 9 | MARTA SURIA | 36.664 | 4 | ANTONIO MARTINEZ | 30.832 | 6 | 9 | MARTA SURIA | 1'49.619 | 1'49.650 | 6 |
| 7 | 88 | SALVADOR TINEO | 42.214 | 88 | SALVADOR TINEO | 36.685 | 9 | MARTA SURIA | 30.845 | 7 | 27 | PABLO AMOROS | 1'49.696 | 1'49.852 | 7 |
| 8 | 26 | JOSE ALONSO LISTE | 42.256 | 27 | PABLO AMOROS | 36.743 | 88 | SALVADOR TINEO | 30.894 | 8 | 88 | SALVADOR TINEO | 1'49.793 | 1'50.070 | 8 |
| 9 | 69 | STEVE MATTHYSSEN | 42.745 | 69 | STEVE MATTHYSSEN | 36.915 | 69 | STEVE MATTHYSSEN | 31.065 | 9 | 69 | STEVE MATTHYSSEN | 1'50.725 | 1'50.944 | 9 |
| 10 | 38 | ORIO DALMAU | 43.111 | 38 | ORIO DALMAU | 37.042 | 38 | ORIO DALMAU | 31.223 | 10 | 38 | ORIO DALMAU | 1'51.376 | 1'51.531 | 10 |
| 11 | 66 | ANTONIO RICCIARDI | 43.458 | 78 | MARC TOSCAS | 38.259 | 78 | MARC TOSCAS | 31.916 | 11 | 78 | MARC TOSCAS | 1'54.072 | 1'54.072 | 11 |
| 12 | 78 | MARC TOSCAS | 43.897 | 66 | ANTONIO RICCIARDI | 38.639 | 66 | ANTONIO RICCIARDI | 32.395 | 12 | 66 | ANTONIO RICCIARDI | 1'54.492 | 1'55.580 | 12 |
| 13 | 15 | JAVIER DE LA CALZAD, | 44.853 | 15 | JAVIER DE LA CALZAD, | 39.749 | 15 | JAVIER DE LA CALZAD, | 32.940 | 13 | 15 | JAVIER DE LA CALZAD, | 1'57.542 | 1'57.542 | 13 |
| 14 | 5 | JOSH MATAS | 47.435 | 5 | JOSH MATAS | 42.390 | 5 | JOSH MATAS | 35.747 | 14 | 5 | JOSH MATAS | 2'05.572 | 2'06.215 | 14 |

EVOLUCION VUELTAS RAPIDAS Entrenamientos Piloto Grupo - B

| Hora | 10h.23'00" | | 10h.26'00" | | 10h.29'00" | | 10h.32'00" | | 10h.35'00" | | 10h.38'00" | | 10h.41'00" | | 10h.44'00" | | 10h.47'00" | | Equipo |
|------|------------|----------|------------|----------|------------|----------|------------|----------|------------|----------|------------|-----------------|------------|-----------------|------------|-----------------|------------|-----------------|-------------------------------|
| | Orden | Num. | Tiempo | Num. | Tiempo | Num. | Tiempo | Num. | Tiempo | Num. | Tiempo | Num. | Tiempo | Num. | Tiempo | Num. | Tiempo | | |
| 1º | 37 | 1'49.493 | 37 | 1'49.493 | 37 | 1'49.493 | 37 | 1'49.493 | 37 | 1'49.493 | 13 | 1'49.302 | 13 | 1'49.302 | 13 | 1'49.302 | 13 | 1'49.236 | A. ROYO - B. MENDEZ |
| 2º | 4 | 1'49.782 | 4 | 1'49.782 | 4 | 1'49.782 | 4 | 1'49.782 | 4 | 1'49.782 | 37 | 1'49.493 | 26 | 1'49.355 | 26 | 1'49.355 | 26 | 1'49.355 | JOSE ALONSO LISTE |
| 3º | 26 | 1'50.021 | 26 | 1'50.021 | 26 | 1'50.021 | 26 | 1'50.021 | 26 | 1'50.021 | 4 | 1'49.782 | 37 | 1'49.493 | 37 | 1'49.493 | 37 | 1'49.493 | JAVIER VILLA |
| 4º | 88 | 1'50.236 | 88 | 1'50.236 | 88 | 1'50.236 | 88 | 1'50.236 | 88 | 1'50.236 | 26 | 1'50.021 | 35 | 1'49.562 | 35 | 1'49.562 | 35 | 1'49.562 | ALVARO RODRIGUEZ |
| 5º | 35 | 1'50.406 | 35 | 1'50.406 | 35 | 1'50.406 | 35 | 1'50.406 | 35 | 1'50.406 | 88 | 1'50.236 | 4 | 1'49.782 | 4 | 1'49.626 | 4 | 1'49.626 | ANTONIO MARTINEZ |
| 6º | 27 | 1'50.730 | 27 | 1'50.730 | 27 | 1'50.730 | 27 | 1'50.730 | 27 | 1'50.730 | 35 | 1'50.406 | 27 | 1'49.851 | 27 | 1'49.851 | 27 | 1'49.851 | PABLO AMOROS |
| 7º | 9 | 1'50.995 | 9 | 1'50.995 | 9 | 1'50.995 | 9 | 1'50.995 | 9 | 1'50.995 | 27 | 1'50.730 | 88 | 1'50.069 | 88 | 1'50.069 | 9 | 1'49.895 | M. SURIA - L.M. REYES |
| 8º | 38 | 1'51.783 | 38 | 1'51.783 | 38 | 1'51.783 | 38 | 1'51.783 | 38 | 1'51.783 | 9 | 1'50.756 | 9 | 1'50.756 | 9 | 1'50.609 | 88 | 1'50.069 | SALVADOR TINEO |
| 9º | 69 | 1'51.844 | 69 | 1'51.844 | 69 | 1'51.844 | 69 | 1'51.844 | 69 | 1'51.844 | 38 | 1'51.783 | 69 | 1'50.944 | 69 | 1'50.944 | 69 | 1'50.944 | STEVE MATTHYSSEN |
| 10º | 66 | 1'55.579 | 66 | 1'55.579 | 66 | 1'55.579 | 66 | 1'55.579 | 66 | 1'55.579 | 69 | 1'51.844 | 38 | 1'51.531 | 38 | 1'51.531 | 38 | 1'51.531 | ORIOL DALMAU |
| 11º | 78 | 1'58.973 | 78 | 1'58.973 | 78 | 1'58.973 | 78 | 1'58.973 | 78 | 1'58.973 | 66 | 1'55.579 | 66 | 1'55.579 | 66 | 1'55.579 | 78 | 1'54.804 | M. TOSCAS - DE ISABEL |
| 12º | 15 | 1'59.914 | 15 | 1'59.914 | 15 | 1'59.914 | 15 | 1'59.914 | 15 | 1'59.914 | 78 | 1'58.973 | 78 | 1'58.197 | 78 | 1'56.330 | 66 | 1'55.579 | G. GOMESS - A. RICCIARDI |
| 13º | 13 | 2'04.364 | 13 | 2'04.364 | 13 | 2'04.364 | 13 | 2'04.364 | 13 | 2'04.364 | 15 | 1'59.914 | 15 | 1'59.914 | 15 | 1'59.448 | 15 | 1'57.542 | J. DE LA CALZADA - J. ALVAREZ |
| 14º | 5 | 2'53.339 | 5 | 2'53.339 | 5 | 2'53.339 | 5 | 2'53.339 | 5 | 2'53.339 | 5 | 2'53.339 | 5 | 2'20.835 | 5 | 2'11.588 | 5 | 2'10.460 | J. MATAS - A. SEVILLANO |



MINI CHALLENGE



Circuito del Jarama

29 - 30 de Octubre de 2011

VELOCIDAD MAXIMA Entrenamientos Piloto Grupo - B

| Ord. | Nº | Concursante | Equipo | Piloto | Nac. | Km/h |
|------|----|---------------------------|---------------------------|----------------------|------|---------|
| 1 | 27 | EFICAR TEAM | EFICAR-INAUTO | PABLO AMOROS | ESP. | 211.351 |
| 2 | 88 | SALVADOR TINEO MORENO | TEAM GUARNIERI | SALVADOR TINEO | ESP. | 211.351 |
| 3 | 4 | RACE | CUZCO MOTOR- SMC JUNIOR | ANTONIO MARTINEZ | ESP. | 210.938 |
| 4 | 9 | RACE | AUTO BUIGAS-SMC JUNIOR | MARTA SURIA | ESP. | 209.303 |
| 5 | 35 | ESCUDERIA MILENIO | VEHINTER - EBERHARD | ALVARO RODRIGUEZ | ESP. | 208.898 |
| 6 | 13 | AUTOSA TORMES COMPETICION | AUTOSA TORMES COMPETICION | ALEX ROYO | ESP. | 208.898 |
| 7 | 26 | JOSE ANTONIO LISTE | ALONSO LISTE - LUGAUTO | JOSE ALONSO LISTE | ESP. | 208.495 |
| 8 | 38 | ESCUDERIA COSTA DORADA | MINI MADRID | ORIO DALMAU | ESP. | 207.294 |
| 9 | 37 | ESCUDERIA MILENIO | LENKER & GRÍBLAU | JAVIER VILLA | ESP. | 207.294 |
| 10 | 66 | DRIVEX SCHOOL | TEAM MINI PORTUGAL | ANTONIO RICCIARDI | PT. | 206.107 |
| 11 | 78 | ESCUDERIA LLEIDA | MARTIN I CONESA | MARC TOSCAS | ESP. | 204.546 |
| 12 | 69 | STEVE MATTHYSSEN | PORNTUBE - DALE GAS | STEVE MATTHYSSEN | BG. | 203.390 |
| 13 | 5 | DRIVEX SCHOOL | FOX TEAM | JOSH MATAS | USA | 194.595 |
| 14 | 15 | BMW | MINI ESPAÑA PRENSA | JAVIER DE LA CALZADA | ESP. | 193.896 |



Santísima Trinidad 30 28010 MADRID

Tel y Fax 91.448.32.06

www.cronococa.com

e-mail:info@cronococa.com



MINI CHALLENGE



Circuito del Jarama

29 - 30 de Octubre de 2011

CLASIFICACION ENTRENAMIENTOS POR PUNTOS PARA PARRILLA CARRERA 1

| Clas. | Nº | Concursante | Equipo | Piloto | Nac. | E-1 | E-2 | Total |
|-------|----|---------------------------|---------------------------|-------------------|------|-----|-----|-------|
| 1 | 13 | AUTOSA TORMES COMPETICION | AUTOSA TORMES COMPETICION | BRUNO MENDEZ | ESP. | 5 | 1 | 6 |
| 2 | 26 | JOSE ANTONIO LISTE | ALONSO LISTE - LUGAUTO | JOSE ALONSO LISTE | ESP. | 4 | 2 | 6 |
| 3 | 4 | RACE | CUZCO MOTOR- SMC JUNIOR | ANTONIO MARTINEZ | ESP. | 3 | 5 | 8 |
| 4 | 9 | RACE | AUTO BUIGAS-SMC JUNIOR | LUIS MIGUEL REYES | ESP. | 2 | 6 | 8 |
| 5 | 37 | ESCUADERIA MILENIO | LENKER & GRIBLAU | JAVIER VILLA | ESP. | 7 | 3 | 10 |
| 6 | 35 | ESCUADERIA MILENIO | VEHINTER - EBERHARD | ALVARO RODRIGUEZ | ESP. | 6 | 4 | 10 |
| 7 | 66 | DRIVEX SCHOOL | TEAM MINI PORTUGAL | GONÇALO GOMESS | PT. | 1 | 12 | 13 |
| 8 | 69 | STEVE MATTHYSSEN | PORNTUBE - DALE GAS | STEVE MATTHYSSEN | BG. | 8 | 9 | 17 |
| 9 | 88 | SALVADOR TINEO MORENO | TEAM GUARNIERI | SALVADOR TINEO | ESP. | 9 | 8 | 17 |
| 10 | 27 | EFICAR TEAM | EFICAR-INAUTO | PABLO AMOROS | ESP. | 11 | 7 | 18 |
| 11 | 38 | ESCUADERIA COSTA DORADA | MINI MADRID | ORIOL DALMAU | ESP. | 12 | 10 | 22 |
| 12 | 5 | DRIVEX SCHOOL | FOX TEAM | ANGEL SEVILLANO | ESP. | 10 | 14 | 24 |
| 13 | 78 | ESCUADERIA LLEIDA | MARTIN I CONESA | MARC TOSCAS | ESP. | 13 | 11 | 24 |
| 14 | 15 | BMW | MINI ESPAÑA PRENSA | JESUS ALVAREZ | ESP. | 14 | 13 | 27 |

Circuito del Jarama 29 de Octubre de 2011

A las 10:51 Horas.



Santisima Trinidad 30 28010 MADRID
Tel y Fax 91.448.32.06
www.cronococa.com
e-mail:info@cronococa.com

EL DIRECTOR DE CARRERA

EL JEFE DE CRONOMETRAJE



MINI CHALLENGE



Circuito del Jarama

29 - 30 de Octubre de 2011

CLASIFICACION ENTRENAMIENTOS POR PUNTOS PARA PARRILLA CARRERA 1

| Clas. | Nº | Concursante | Equipo | Piloto | Nac. | E-1 | E-2 | Total |
|-------|----|---------------------------|---------------------------|-------------------|------|-----|-----|-------|
| 1 | 13 | AUTOSA TORMES COMPETICION | AUTOSA TORMES COMPETICION | BRUNO MENDEZ | ESP. | 5 | 1 | 6 |
| 2 | 26 | JOSE ANTONIO LISTE | ALONSO LISTE - LUGAUTO | JOSE ALONSO LISTE | ESP. | 4 | 2 | 6 |
| 3 | 9 | RACE | AUTO BUIGAS-SMC JUNIOR | LUIS MIGUEL REYES | ESP. | 2 | 6 | 8 |
| 4 | 4 | RACE | CUZCO MOTOR- SMC JUNIOR | ANTONIO MARTINEZ | ESP. | 3 | 5 | 8 |
| 5 | 37 | ESCUADERIA MILENIO | LENKER & GRIBLAU | JAVIER VILLA | ESP. | 7 | 3 | 10 |
| 6 | 35 | ESCUADERIA MILENIO | VEHINTER - EBERHARD | ALVARO RODRIGUEZ | ESP. | 6 | 4 | 10 |
| 7 | 66 | DRIVEX SCHOOL | TEAM MINI PORTUGAL | GONÇALO GOMESS | PT. | 1 | 12 | 13 |
| 8 | 88 | SALVADOR TINEO MORENO | TEAM GUARNIERI | SALVADOR TINEO | ESP. | 9 | 8 | 17 |
| 9 | 69 | STEVE MATTHYSSEN | PORNTUBE - DALE GAS | STEVE MATTHYSSEN | BG. | 8 | 9 | 17 |
| 10 | 27 | EFICAR TEAM | EFICAR-INAUTO | PABLO AMOROS | ESP. | 11 | 7 | 18 |
| 11 | 38 | ESCUADERIA COSTA DORADA | MINI MADRID | ORIOL DALMAU | ESP. | 12 | 10 | 22 |
| 12 | 5 | DRIVEX SCHOOL | FOX TEAM | ANGEL SEVILLANO | ESP. | 10 | 14 | 24 |
| 13 | 78 | ESCUADERIA LLEIDA | MARTIN I CONESA | MARC TOSCAS | ESP. | 13 | 11 | 24 |
| 14 | 15 | BMW | MINI ESPAÑA PRENSA | JESUS ALVAREZ | ESP. | 14 | 13 | 27 |

Circuito del Jarama 29 de Octubre de 2011

A las 10:51 Horas.



Santisima Trinidad 30 28010 MADRID


Tel y Fax 91.448.32.06

www.cronococa.com

e-mail:info@cronococa.com

EL DIRECTOR DE CARRERA

EL JEFE DE CRONOMETRAJE



PARRILLA DE SALIDA 1ª Carrera

| Num. | Piloto | Puntos | Fila | Num. | Piloto | Puntos |
|------|--------|--------|------|------|--------|--------|
|------|--------|--------|------|------|--------|--------|

| | | | | | | |
|----|--------------------------|----|---------------|----|-------------------------------|----|
| 78 | M. TOSCAS - DE ISABEL | 24 | 7 | 15 | J. DE LA CALZADA - J. ALVAREZ | 27 |
| 38 | ORIO DALMAU | 22 | 6 | 5 | J. MATAS - A. SEVILLANO | 24 |
| 69 | STEVE MATTHYSSEN | 17 | 5 | 27 | PABLO AMOROS | 18 |
| 66 | G. GOMESS - A. RICCIARDI | 13 | 4 | 88 | SALVADOR TINEO | 17 |
| 37 | JAVIER VILLA | 10 | 3 | 35 | ALVARO RODRIGUEZ | 10 |
| 9 | M. SURIA - L.M. REYES | 8 | 2 | 4 | ANTONIO MARTINEZ | 8 |
| 13 | A. ROYO - B. MENDEZ | 6 | 1 | 26 | JOSE ALONSO LISTE | 6 |



LOS COMISARIOS DEPORTIVOS

JEFE de CRONOMETRAJE